

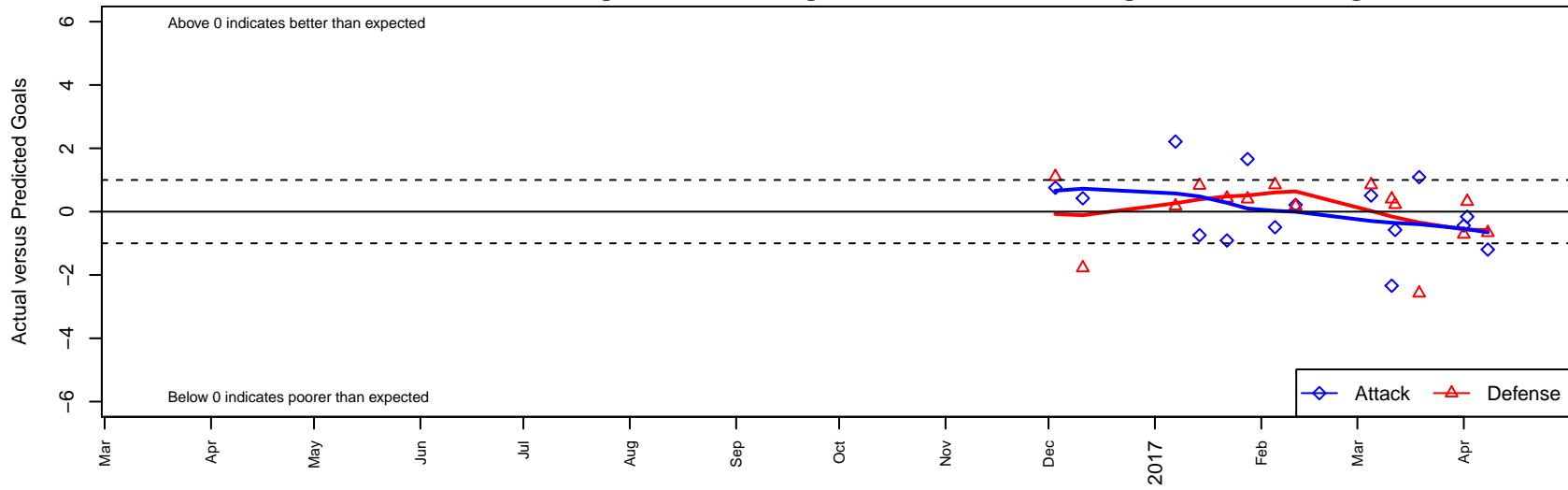
# BIFC White G01

Bainbridge Island FC  
Bainbridge, WA  
G01 total strength=1420  
attack=10.31 defense=7.11  
spr league = Win NPSL Div 2 (00) U17

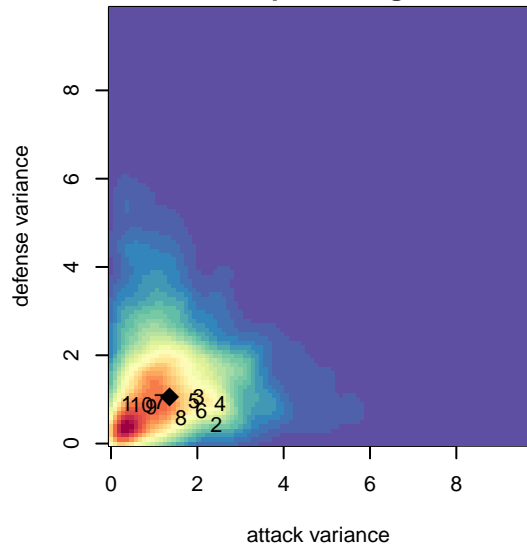
alt names used:

Venues played:  
2016 Win NPSL Division 2 (00) U17  
2016 WYS Presidents Cup G01 Division 2

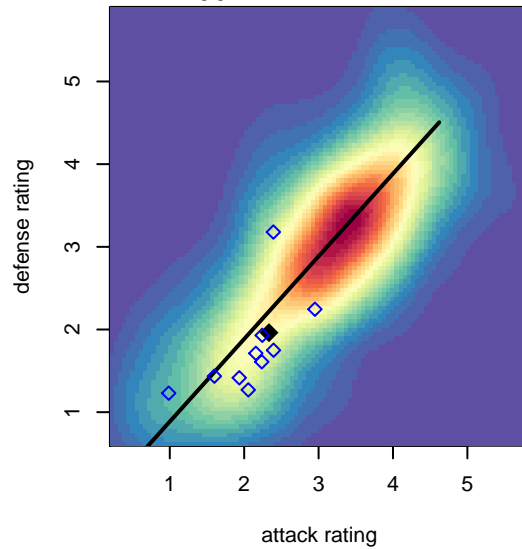
**BIFC White G01**  
Dots are actual minus expected GF (blue circles) and GA (red triangles).  
Blue line is smoothed change in attack strength. Red is smoothed change in defense strength.



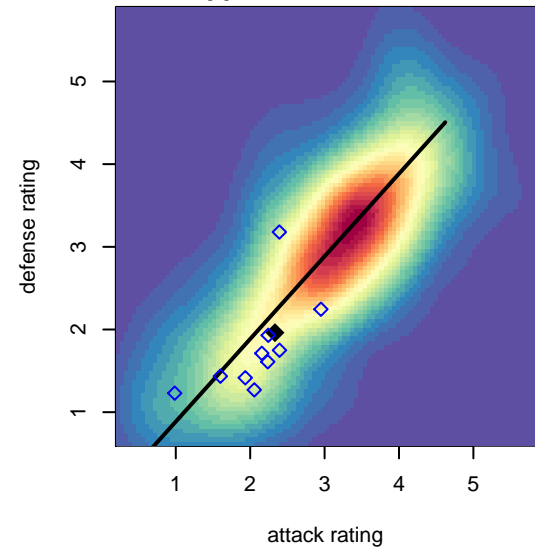
**attack and defense variance (black dot)  
relative to other teams  
and top 10 in region**



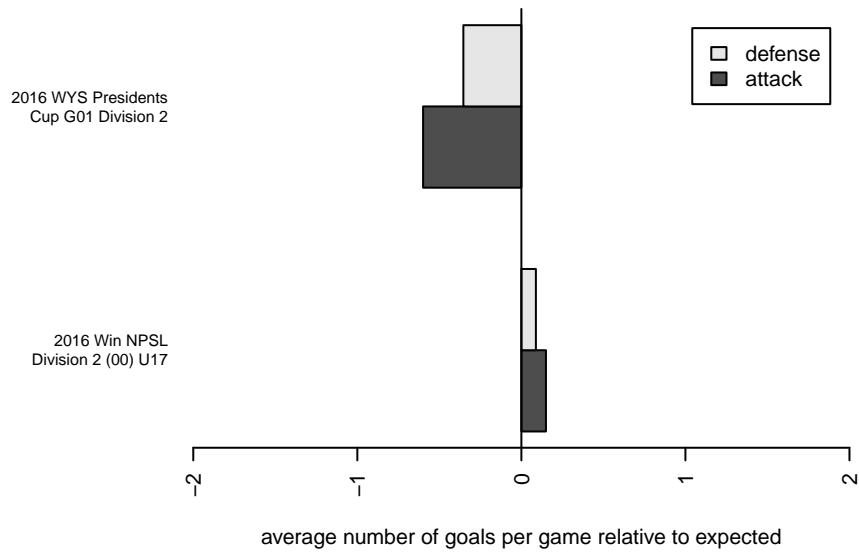
**attack and defense rating  
relative to others at age  
and all opponents in last 13 months**



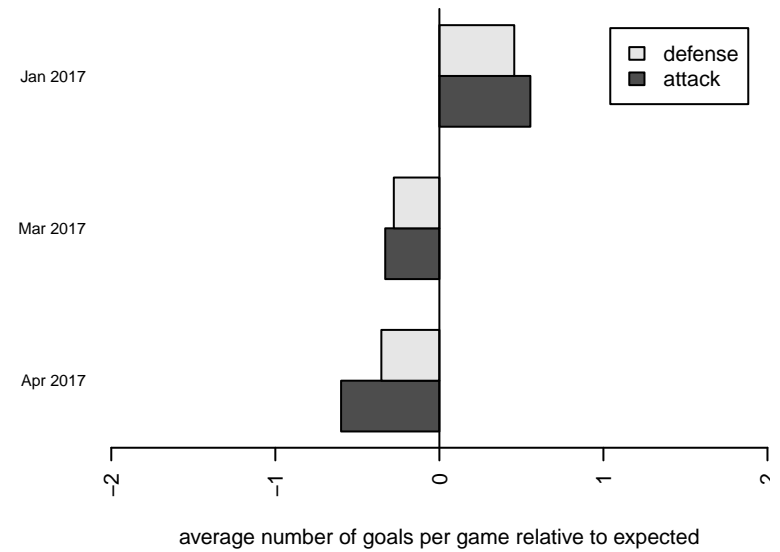
**attack and defense rating  
relative to others at age  
and all opponents in last 13 months**



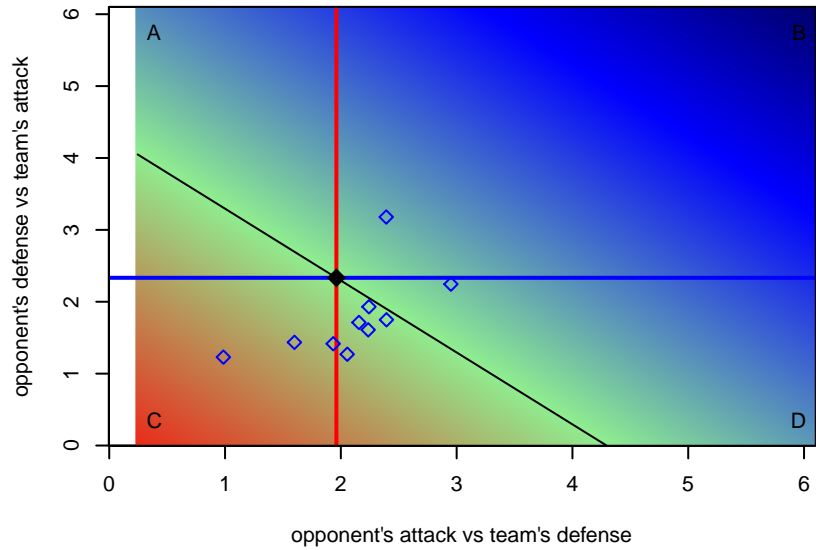
**Performance relative to 13 month average**



**Performance relative to 13 month average**



Distribution of opponents  
 Red = Lose zone, Blue = Win zone, Green = Even  
 Black line separates win/lose zones



lot. A=Neither has attack advantage, B=Opponent has both attack and defense advantage, C=Opponent has both attack and defense disadvantage, D=Both have

<b>date</b>	<b>home</b>		<b>away</b>		<b>venue</b>	<b>pred.home</b>	<b>pred.away</b>
2017-04-08	BIFC White G01	1	FWFC Blue G01	2	2016 WYS Presidents Cup G01 Division 2	2.20	1.34
2017-04-02	BIFC White G01	1	MIFC Maroon G01	2	2016 WYS Presidents Cup G01 Division 2	1.16	2.32
2017-04-01	BIFC White G01	0	South Whidbey Reign G01	2	2016 WYS Presidents Cup G01 Division 2	0.44	1.28
2017-03-19	BIFC White G01	3	NW United Red G00	4	2016 Win NPSL Division 2 (00) U17	1.91	1.42
2017-03-12	BIFC White G01	1	Seattle United S Blue G01	1	2016 Win NPSL Division 2 (00) U17	1.58	1.22
2017-03-11	BIFC White G01	1	Bellevue United Cushing G00	0	2016 Win NPSL Division 2 (00) U17	3.34	0.40
2017-03-05	Kent United White G01	0	BIFC White G01	3	2016 Win NPSL Division 2 (00) U17	0.84	2.49
2017-02-11	BIFC White G01	3	Seattle United NE Blue G01	1	2016 Win NPSL Division 2 (00) U17	2.79	1.18
2017-02-05	BIFC White G01	2	Kent United White G01	0	2016 Win NPSL Division 2 (00) U17	2.49	0.84
2017-01-28	Bellevue United Cushing G00	0	BIFC White G01	5	2016 Win NPSL Division 2 (00) U17	0.40	3.34
2017-01-22	NW United Red G00	1	BIFC White G01	1	2016 Win NPSL Division 2 (00) U17	1.42	1.91
2017-01-14	Lake Hills Extreme G01	0	BIFC White G01	2	2016 Win NPSL Division 2 (00) U17	0.83	2.74
2017-01-07	Seattle United NE Blue G01	1	BIFC White G01	5	2016 Win NPSL Division 2 (00) U17	1.18	2.79
2016-12-11	Seattle United S Blue G01	3	BIFC White G01	2	2016 Win NPSL Division 2 (00) U17	1.22	1.58
2016-12-03	BIFC White G01	3	Seattle United Shoreline Blue G01	0	2016 Win NPSL Division 2 (00) U17	2.24	1.10